












Thank you for choosing Buckswood. This document details the admissions process at Buckswood. If at anytime you have any questions, please do not hesitate to contact one of the admissions team on +44(0)1424 813813 or email: achieve@buckswood.co.uk.

Please click the link [here](#) to download a useful checklist for your own records.

<p>Step 1</p> 	<p>Enquire to the Buckswood Admissions team (We have native English, Russian, Arabic, Chinese, Japanese and Spanish speakers).</p>	
<p>Step 2</p> 	<p>Complete the application form online</p>	
<p>Step 3</p> 	<p>Student to complete placement test (For international students only)</p>	<p>Your admissions representative will send the placement test to you.</p>
<p>Step 4</p> 	<p>Send supporting documents to your admissions representative a. passport copy b. birth certificate copy c. academic reports d. previous school references</p>	<p>Please email or post the supporting documents to your admissions representative.</p>
<p>Step 5</p> 	<p>Offer of a space Your admissions representative will email you confirmation of your offer.</p>	<p>Please wait for an email from your admissions representative.</p>
<p>Step 6</p> 	<p>Registration fee & deposit payment Your admissions representative will guide you through how to pay the fee and deposit payment.</p>	<p>Please wait for an email from your admissions representative.</p>
<p>Step 7</p> 	<p>Acceptance letter Your admissions representative will send you your acceptance letter & will issue necessary documentation for visas (if applicable).</p>	<p>Please wait for an email from your admissions representative.</p>
 <p>Welcome to the Buckswood Family!</p>		
<p>Step 8</p> 	<p>Starter pack a. medical form b. school uniform c. subject options d. guardian permission form e. arrivals information</p>	
<p>Step 9</p> 	<p>Extra lessons Please complete the extra lessons form (if required) online.</p>	
<p>Step 10</p> 	<p>Travel confirmation Please complete the taxi form to book a transfer from your chosen airport/train station. Please also confirm your travel confirmation with your admission representative.</p>	

BUCKSWOOD SCHOOL ADMISSIONS PROCESS

